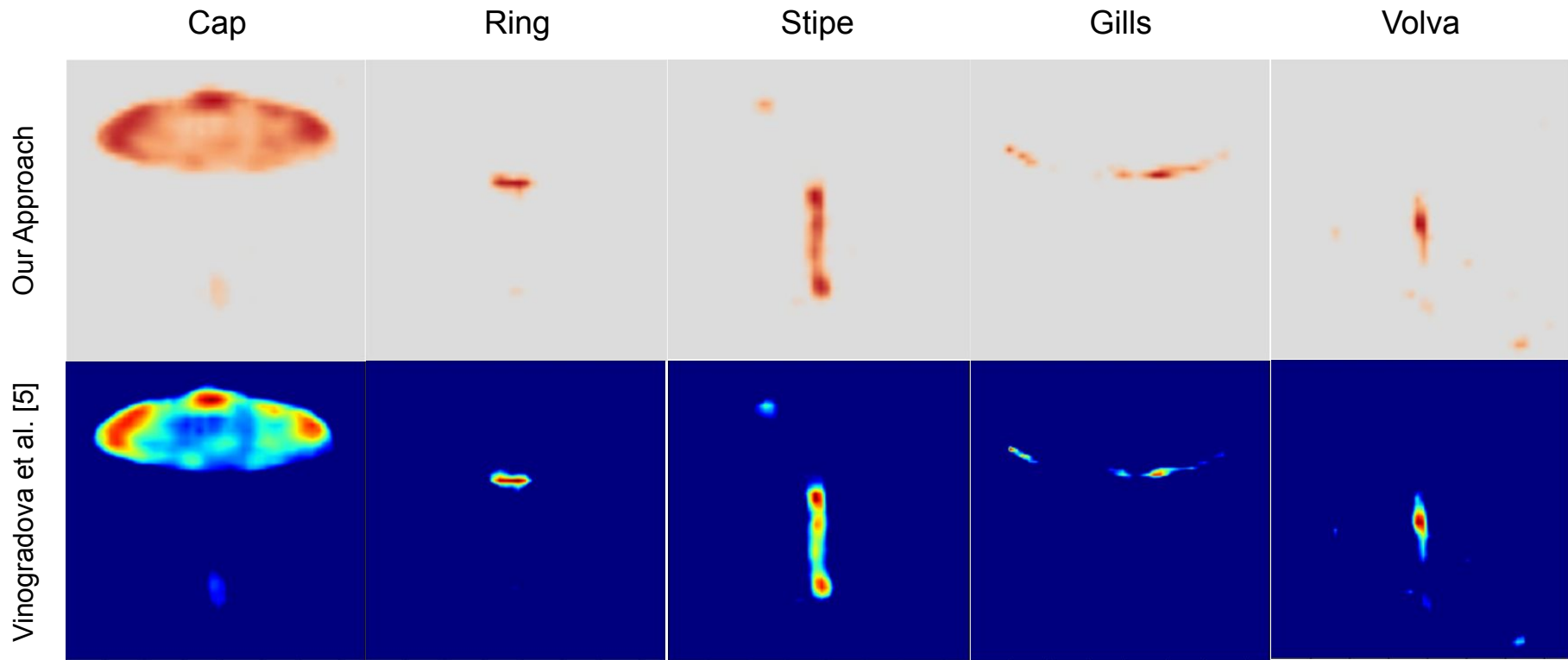


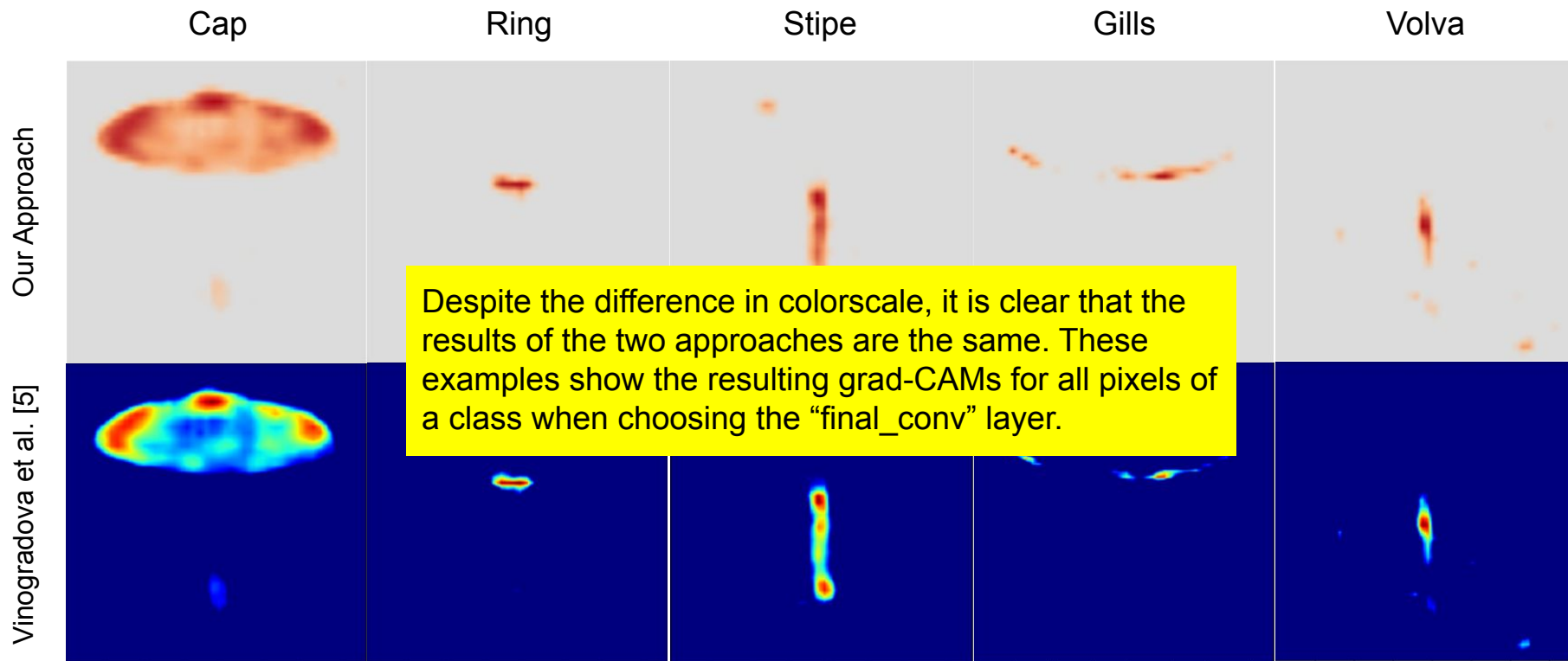
# Interactive Attribution-based Explanations for Image Segmentation

C. Humer, M. Elharty, A. Hinterreiter, and M. Streit  
Johannes Kepler University Linz, Austria

# Comparison of Approaches



# Comparison of Approaches



# Example Use Case: Mushroom Segmentation

Input Image



Predicted Mask

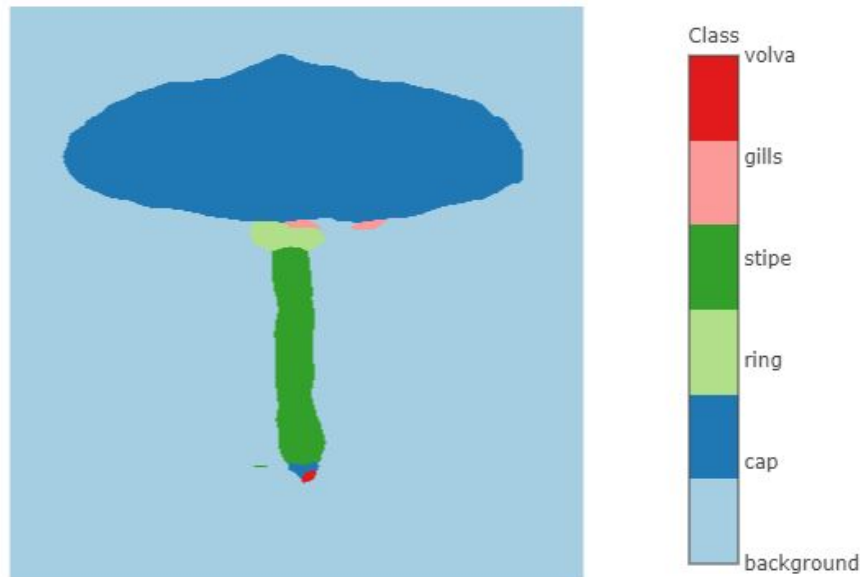
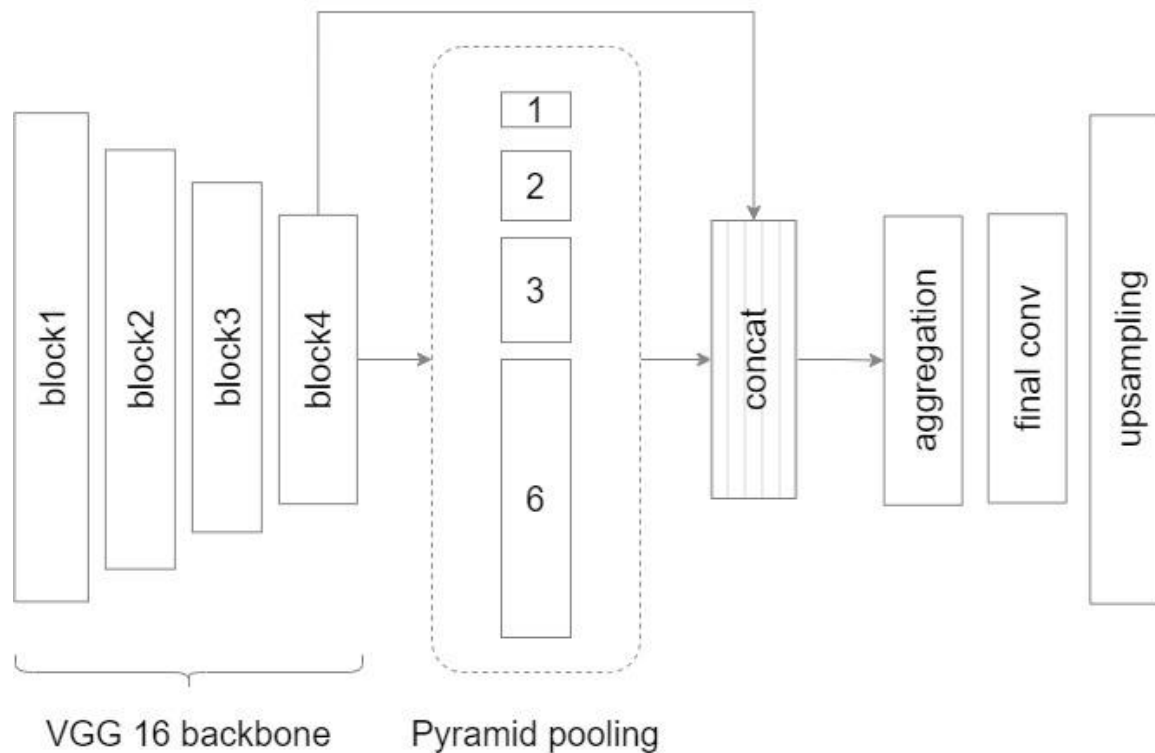


Image source:

[1] Statens Naturhistoriske Museum et al. (2022). Danmarks svampeatlas [Accessed March 29, 2022]. <https://svampe.databasen.org>

[2] 2018 FGCvX fungi classification challenge [Accessed March 29, 2022]. <https://www.kaggle.com/competitions/fungi-challenge-fgvc-2018>

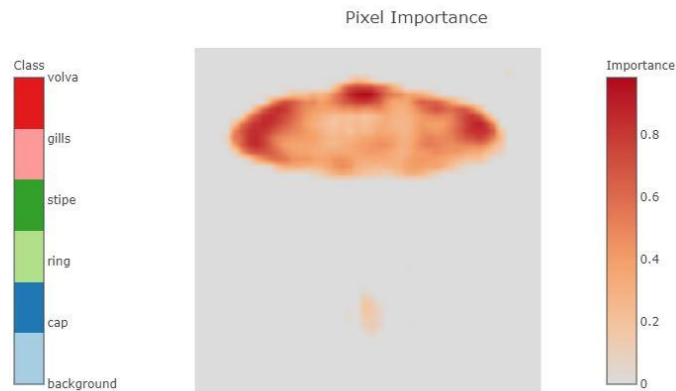
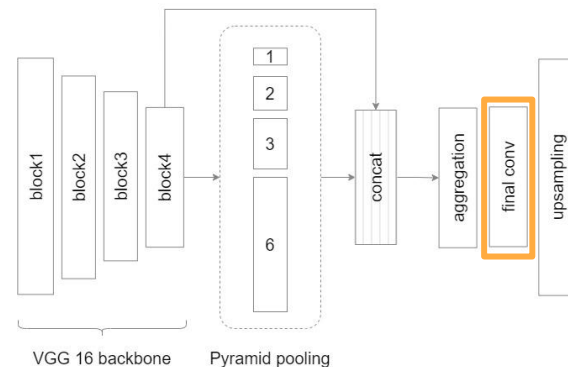
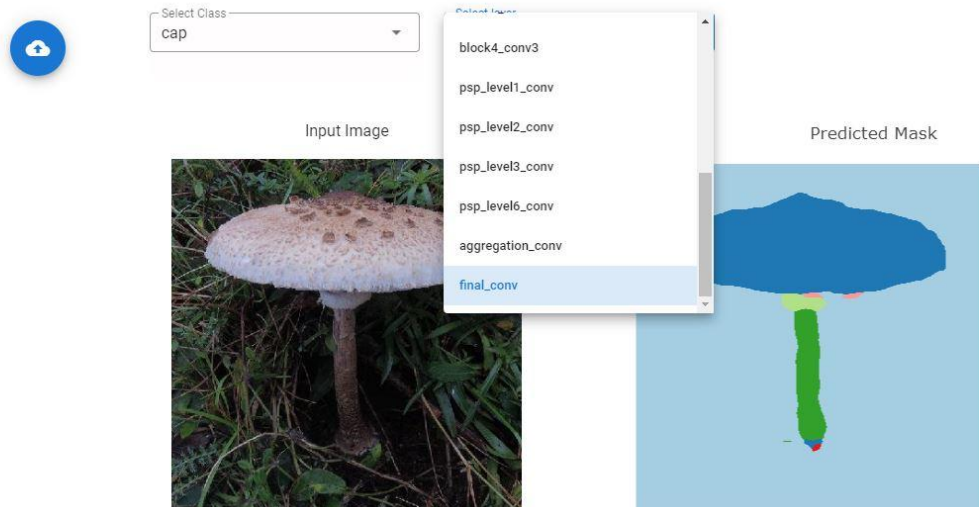
# Example Network: PSPNet with VGG16 backbone



[3] H. Zhao, J. Shi, X. Qi, X. Wang and J. Jia, "Pyramid Scene Parsing Network," *2017 IEEE Conference on Computer Vision and Pattern Recognition (CVPR)*, 2017, pp. 6230-6239, doi: 10.1109/CVPR.2017.660.

[4] K. Simonyan and A. Zisserman, "Very Deep Convolutional Networks for Large-Scale Image Recognition," 2015 arXiv:1409.1556, 2015, doi: 10.48550/arXiv.1409.1556.

# Example Task: Explore Network Architecture



Smooth heatmap that mainly focuses on the cap, but also a bit on the stem.

# Example Task: Explore Network Architecture



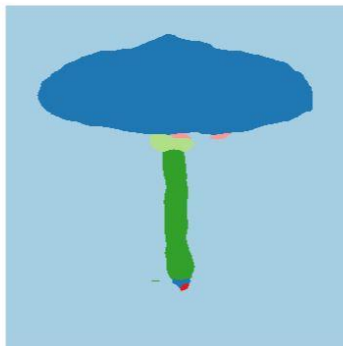
Select Class  
cap

Select layer  
aggregation\_conv

Input Image




Predicted Mask



Class

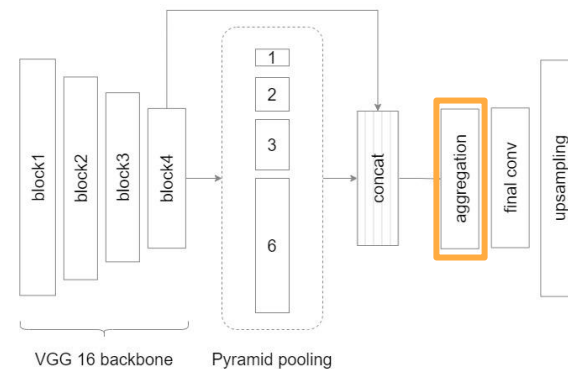
- volva
- gills
- stipe
- ring
- cap
- background

Pixel Importance



Importance

0.8  
0.6  
0.4  
0.2  
0



Heatmap is less smooth. This layer seems to focus a bit more on the context. Receptive field might play a role.

# Example Task: Explore Network Architecture




Select Class  
cap

Select layer  
psp\_level6\_conv

Input Image



Predicted Mask



Class

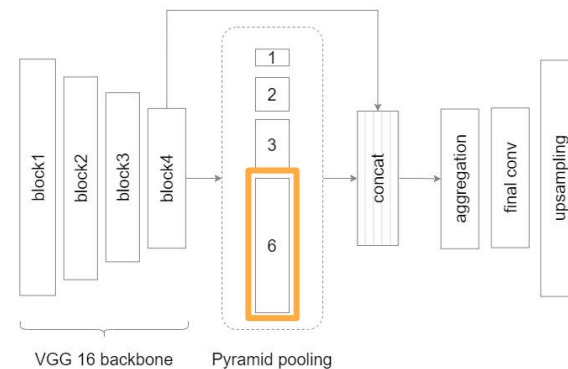
- volva
- gills
- stipe
- ring
- cap
- background

Pixel Importance



Importance

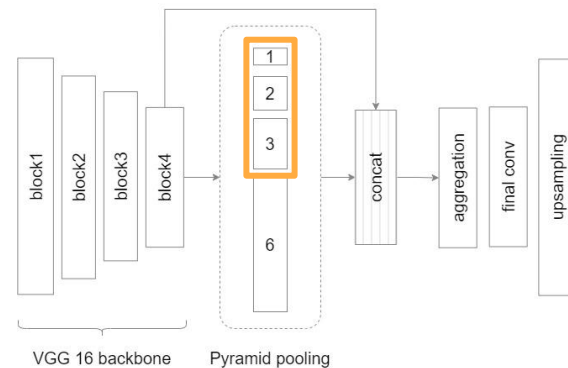
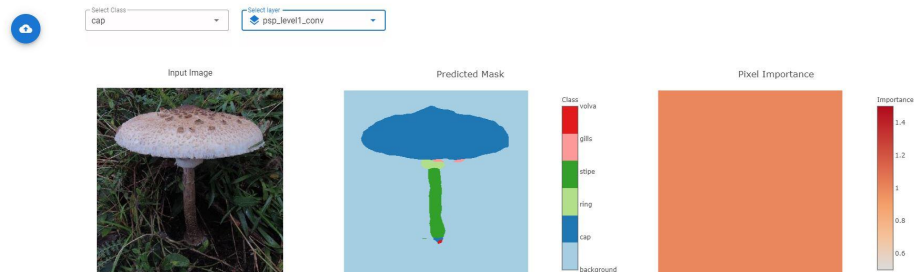
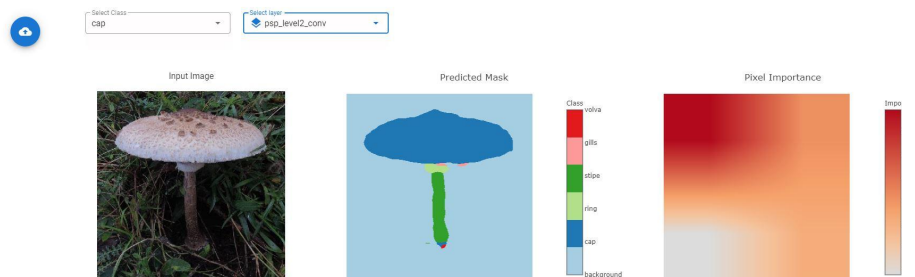
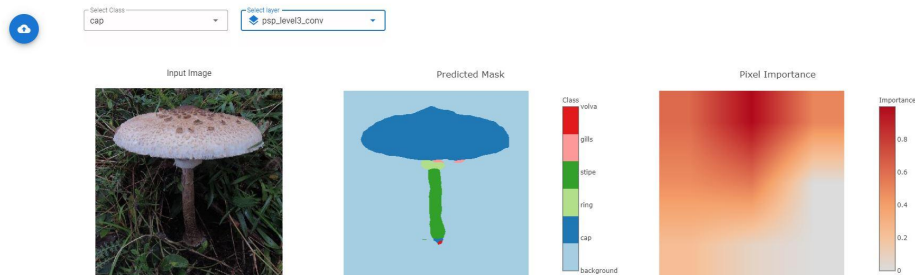
0.8  
0.6  
0.4  
0.2  
0



This layer seems to find the global location of the class.



# Example Task: Explore Network Architecture



3x3, 2x2, and 1x1 Pyramid Pooling layers only seem to have approximate global location of the class.

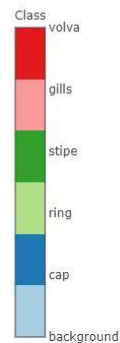

# Example Task: Explore Network Architecture



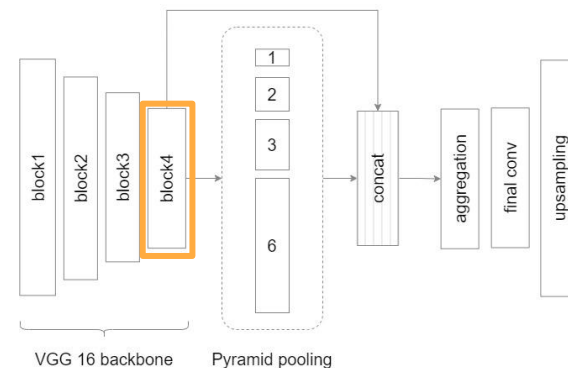
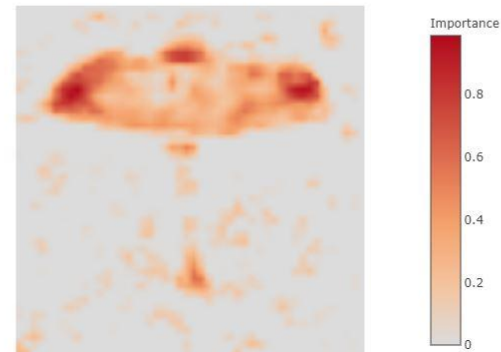
Input Image



Predicted Mask

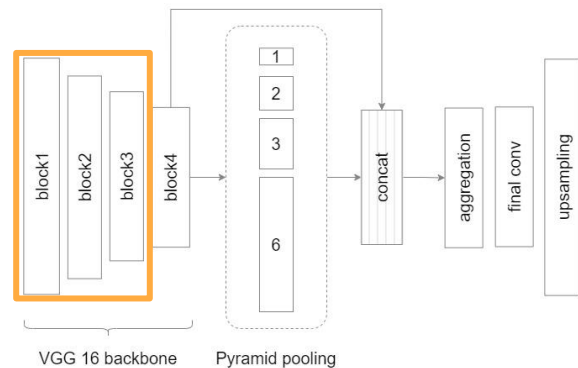


Pixel Importance

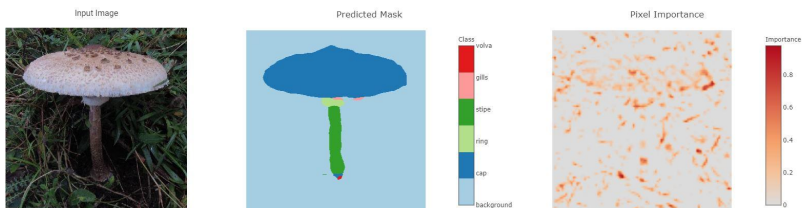


This layer is similar to the aggregation layer, but seems to have more local information about the class. E.g., There is more focus on the ring, probably because it has a similar color as the cap. It seems that combining this local information and the global information from the pyramid pooling results in a more accurate representation.

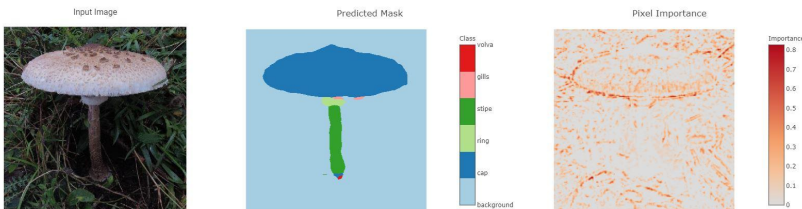
# Example Task: Explore Network Architecture



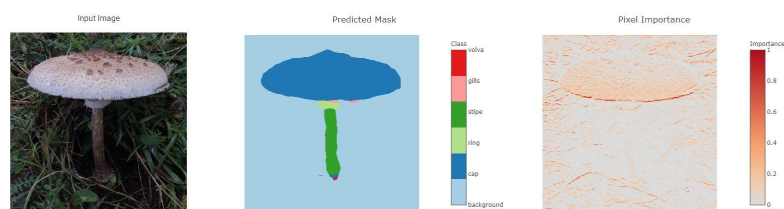
Select Class: cap  
Select Layer: block3\_conv3



Select Class: cap  
Select Layer: block2\_conv2



Select Class: cap  
Select Layer: block1\_conv2



The closer layers are to the input, the sparser their representations get due to a lower receptive field. Those layers seem to have more local information, but almost no global information.

# Tool Enables Exploration of:

- **Network Architecture**
  - shown in previous example
- **Classes**
  - verify that predictions are made for the “right” reason
- **Images**
  - explore images of interest
  - investigate for which images a segmentation works or does not work
- **Pixels and Areas**
  - investigate pixels or areas for which the segmentation did not work, or behaved in an (un)expected way

# Resources

- [1] Statens Naturhistoriske Museum et al. (2022). Danmarks svampeatlas [Accessed March 29, 2022]. <https://svampe.databasen.org>
- [2] 2018 FGCVx fungi classification challenge [Accessed March 29, 2022]. <https://www.kaggle.com/competitions/fungi-challenge-fgvc-2018>
- [3] H. Zhao, J. Shi, X. Qi, X. Wang and J. Jia, "Pyramid Scene Parsing Network," *2017 IEEE Conference on Computer Vision and Pattern Recognition (CVPR)*, 2017, pp. 6230-6239, doi: 10.1109/CVPR.2017.660.
- [4] K. Simonyan and A. Zisserman, "Very Deep Convolutional Networks for Large-Scale Image Recognition," 2015 arXiv:1409.1556, 2015, doi: 10.48550/arXiv.1409.1556.
- [5] Vinogradova, K., Dibrov, A., & Myers, G. (2020). Towards Interpretable Semantic Segmentation via Gradient-Weighted Class Activation Mapping (Student Abstract). *Proceedings of the AAAI Conference on Artificial Intelligence*, 34(10), 13943-13944. <https://doi.org/10.1609/aaai.v34i10.7244>